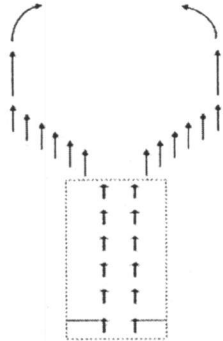



Precision Riding Pattern

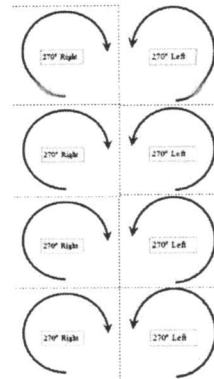
- Riders enter the arena in pairs at a trot. The riders trot down the middle of the arena. At the center of the arena, riders will split and two-track to the wall. Once on the wall they will continue down the side at a trot to the end of the arena.



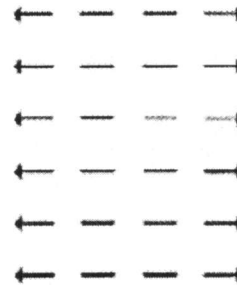
- The riders will turn right or left in lines, pairing back up in the center and trotting down the center of the arena. Once the group is in paired lines, centered in the middle of the arena, they will stop as a group.



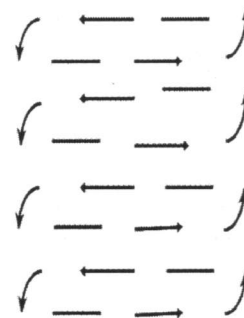
- The riders will simultaneously make a pivot (270 degrees) away from the middle of the arena.



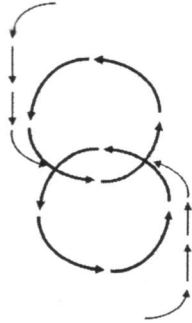
- The horses back four steps simultaneously.



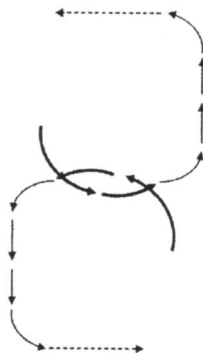
- At a trot, the two lines of riders ride forward, passing between each other, and continue to the rail. Upon reaching the rail, the riders turn left and form single-file lines on the rail.



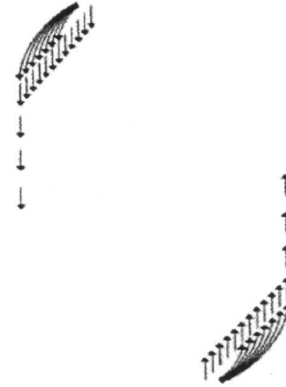
6. Upon reaching the opposite ends of the arena, the riders will proceed at a lope into interlocking circles and complete two full circles.



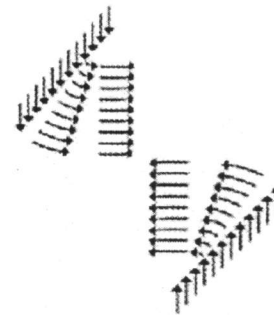
7. After completing the two interlocking circles, the riders break the interlocking circles, ride to the rail at a lope, turn to the left down the rail, at the end of the arena slow to a trot, cross the end of the arena, and trot to the opposite rail.



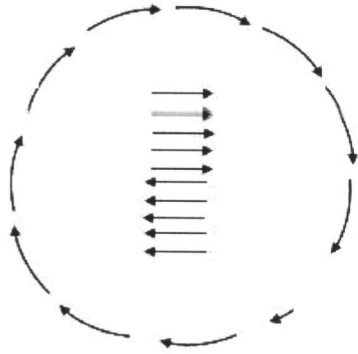
8. The lead rider, upon reaching the rail, slows to a walk, with each successive rider riding forward with his or her horse's head at the preceding rider's knee, forming a walking diagonal line down 1/2 the length of the arena.



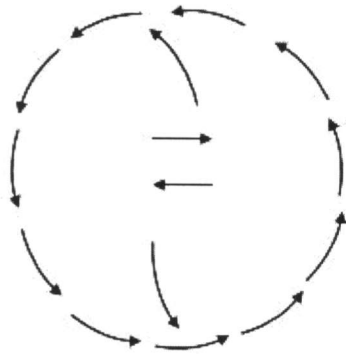
9. When the rider closest to center of the arena reaches center, the riders will turn in succession toward the middle of the arena, thus forming a straight line. Upon reaching the middle of the arena, the riders will line up in a close side by side line stop and hesitate.



10. The riders execute one full turn (360 degrees).



11. After completing one full circle, the designated rider leads the team into a figure eight, being sure to pass to the inside of the circle. The team completes one full figure eight at a lope and a second figure eight at a canter.



12. The lead rider, after completion of the second figure eight, rides to the rail, turns to the right, slows to a trot, trots down the rail, to the end of the arena.



13. Upon reaching the end of the arena, the riders slow to a trot and form groups four abreast. The groups of four ride down the middle of the arena. When all the groups of four are formed, the groups should be head to tail alignment.



14. All riders trot through the center of the arena.



15. Upon reaching the end of the arena, all riders stop. Middle pair of riders file out of the arena in pairs at a walk.



16. When the first section has exited, the remaining outside riders will side pass into the center and then exit at a walk.

